

SUBMITTAL - 12KUAS1M

Job Name: _____	Date: _____
Location: _____	

Indoor Unit: **AMUH12KUAS**

Outdoor Unit: **AOUH12KUAS1**



FEATURES

INDOOR UNIT:

- Ducted Multi-Position Air Handling Unit ideal for retrofit and new construction applications
- Multi-position configuration: Up-flow, Left, Right, or Down-flow (requires optional Downflow kit)
- Low-noise design with sound levels as low as 30 dB(A)
- Built-in refrigerant leak detection sensor
- Multiple fan speed options; Auto, High, Med, Low, and Quiet
- Wide external static pressure (ESP) range: up to 0.8 inWG
- Special Operation modes available:
 - Economy Mode/ Cold Air Prevention / Auto-restart function
- Enhanced control platform:
 - Wireless control available via optional IR receiver and wireless remote (UTY-LBTUM)
 - Optional Wi-Fi module enables remote access through the Airstage Mobile App
 - Supports 24Vac third-party thermostat integration via compatible thermostat Interface
 - BACnet and Modbus protocol compatibility for Building Management and Home Automation systems
- Advanced scheduling and timer options with Weekly Timer / 24-hr Timer / Sleep Function
- Built-in I/O terminals support integration with third-party devices (e.g. fire alarms, door switches, humidifiers, auxiliary heat, and ERV/HRV systems)
- Optional single and dual stage electric heater kits for additional heat capacity
- Emergency heat supported via optional heater kits or external third-party sources
- Auto backup heat activation (requires Heater Kit or third-party source)
- Ideal for installation in zero-clearance applications (e.g. mobile homes, manufactured homes)
- Low air leakage rate of less than 2%
- Compatible with Airzone third-party communicating zoning system

OUTDOOR UNIT:

- Low GWP R-32 systems for reduced environmental impact
- Common Outdoor Unit compatible with all non-wall-mounted indoor unit types
- INVERTER-driven compressor that offers superior performance, comfort, and energy savings
- Delivers more than 100% cooling capacity at 0°F (-17.8°C)
- Up to 33% higher rated heating capacity than nominal capacity
- Compact outdoor unit with extended line set length up to 98ft (30m)
- Provides low ambient cooling and heating down to -5°F (-20°C) for dependable performance in extreme conditions



7 Year Compressor, 5 Year Parts out-of-the-box Warranty.



10 Year Compressor, 10 Year Parts Warranty when registered within 60 days of installation in a residence.



12 Year Compressor, 12 Year Parts Warranty when registered within 60 days of installation in a residence and installed by a Fujitsu Elite contractor.



Due to continuous product improvements, specifications are subject to change without notice. Please log in to the Fujitsu Portal for the most up-to-date documentation <https://connect.fujitsugeneral.com>

Version: 20250602A

-1 of 6-

SUBMITTAL - 12KUAS1M

SPECIFICATIONS:

Indoor Unit				AMUH12KUAS			
Outdoor Unit				AOUH12KUAS1			
System Name				12KUAS1M			
AHRI Number				217290592			
SEER2	Cooling			Btu/hW	19.9		
EER2					13		
HSPF 2 (IV) / HSPF 2 (V)	Heating			kW/kW	10.3 / 8.6		
COP2					3.46		
Outdoor Operation Range		Cooling		°F (°C)	-5 to 122 (-21 to 50)		
		Heating			-5 to 75 (-21 to 24)		
Indoor Capacity		Cooling		Btu/h	12000		
					Rated	3,100—13,600	
				Min.—Max.		16000	
				47°FDB (Outdoor temp.)		3,400—17,800	
				Min.—Max.		10600	
				17°FDB (Outdoor temp.) ¹		16900	
		5°FDB (Outdoor temp.) ²		16100			
		Max.					
		Rated					
		Max.					
Outdoor Connection pipe		Liquid		in (mm)	Ø1/4 (Ø6.35)		
		Gas			Ø3/8 (Ø9.52)		
		Method		FLARE			
		Pre-charge length					
		Min. length		ft (m)	66 (20)		
		Max. length			16 (5)		
Max. height difference		98 (30)					
		49 (15)					
Indoor Dimensions (H × W × D)		Net		in (mm)	43 × 17-1/2 × 21 (1,092 × 444 × 533)		
		Gross			45 × 19-3/4 × 26-3/4 (1,143 × 502 × 679)		
Indoor Weight		Net		lb (kg)	101 (45.8)		
		Gross			112 (50.8)		
Outdoor Dimensions (H × W × D)		Net		in (mm)	24-7/8 × 31-7/16 × 11-7/16 (632 × 799 × 290)		
		Gross			27-1/4 × 37 × 14-3/4 (692 × 940 × 375)		
Outdoor Weight		Net		lb (kg)	84 (38)		
		Gross			93 (42)		
Indoor Fan		Cooling		CFM (m ³ /h)	High		
					Med		
					Low		
					Quiet		
		Heating			High		
					Med		
					Low		
					Quiet		
		Type × Qty			SIROCCO FAN × 1		
		Motor output			W		
Static pressure range		inWG (Pa)					
		0.08 to 0.80 (20 to 200)					
Outdoor Fan		Cooling		CFM (m ³ /h)	1,171 (1,990)		
		Heating			1,089 (1,850)		
		Type × Qty		PROPELLER FAN × 1			
		Motor output		W			
		49					
Indoor Sound Pressure Level ⁴		Cooling		dB (A)	High		
					Med		
					Low		
					Quiet		
		Heating			High		
					Med		
					Low		
					Quiet		
Outdoor Sound Pressure Level ⁴		Cooling		48			
		Heating		49			

SUBMITTAL - 12KUAS1M

SPECIFICATIONS:

Outdoor Refrigerant	Type		R32	
	Charge	lb oz	2 lb 4 oz	
Additional Charge Calculation		g	1020	
		oz/ft	0.22	
		g/m	20	
Outdoor Refrigerant Oil	Type		RMM68AF	
	Amount	in ³ (cm ³)	24.4 (400)	
Indoor Moisture removal		pints/h (L/h)	1.29 (2.7)	
Indoor Drain hose	Material		LOW-DENSITY POLYETHYLENE	
	Tip Diameter	in (mm)	Ø1/2 (Ø13.0) (I.D.), Ø5/8 to Ø11/16 (Ø16.0 to Ø16.7) (O.D.)	
Indoor Operation range	Cooling	°F (°C)	64 to 90 (18 to 32)	
		%RH	80 or less	
	Heating	°F (°C)	60 to 86 (16 to 30)	
Power Supply			208/230 V ~ 60 Hz	
Available Voltage Range			187—253	
System power supply	Voltage		208/230	
	Frequency		60	
	Available voltage range		187—253	
Indoor Current	Cooling	Rated	4.1	
	Heating		6.1	
Maximum Operating Current ³		Cooling	10.2	
Outdoor Starting Current		Heating	11.7	
MCA ⁵			6.1	
Wiring spec. ⁶			14.2	
MAX. CKT. BKR ⁷			15	
Indoor Input Power	Cooling	Rated	0.92	
			47°FDB (Outdoor temp.)	1.36
	Heating	Max.	1.17	
			17°FDB (Outdoor temp.) ¹	2.16
			5°FDB (Outdoor temp.) ²	2.29
Indoor Power Factor	Cooling	%	97.6	
	Heating		96.9	
Energy Star			ES, ESCC, ESME	

NOTES

- Cooling: Indoor temperature of 80°F (26.67°CDB)/67°F (19.44°CAB), and outdoor temperature of 95°FDB (35°CDB)/75°F (23.9°CAB).
- Heating: Indoor temperature of 70°FDB (21.11°CDB)/60°F (15.56°CAB), and outdoor temperature of 47°FDB (8.33°CDB)/43°F (6.11°CAB).
- 17°FDB (Outdoor temp.) - *1: Heating (17°F): Indoor temperature of 70°FDB (21.11°CDB)/60°F (15.56°CAB), and outdoor temperature of 17°FDB (-8.33°CDB)/15°F (-9.44°CAB).
- 5°FDB (Outdoor temp.) - *2: Heating (5°F): Indoor temperature of 70°FDB (21.11°CDB)/60°F (15.56°CAB), and outdoor temperature of 5°FDB (-15.0°CDB)/4°F (-15.56°CAB).
- Test conditions are based on AHRI 210/240 2023.
- *4: Indoor Sound Pressure Level - Measured values in manufacturer's anechoic chamber.
- Outdoor Sound Pressure Level - Because of the surrounding sound environment, the sound levels measured in actual installation conditions might be higher than the specified values here.
- *3: Maximum Operating Current - Maximum current is maximum value when operated within the operation range.
- The total current of indoor unit and outdoor unit.
- MCA - *5: Minimum Circuit Ampacity (Calculation based on UL60335-2-40)
- *6: Selected sample based on Japan Electrotechnical Standards and Codes Committee ED005.
- Wiring spec. - *6: As the regulations of wire size and circuit breaker differ in each country or region, select appropriate devices complied to the regional standard.
- MAX. CKT. BKR - *7: Maximum Circuit Breaker
- System continues to operate below rated outdoor operation temperature range, subject to varying conditions. System has no low temperature cut out. Capacity is not tested outside of the rated temperature range.

HEATER KIT SPECIFICATIONS:

For 1 Ton System:

Heater Kit	Description	Voltage (V)	Heater kW	Stage	Heater Amps	Min. Ckt. Amp (MCA)	Max. Ckt. Bkr (MCB)
UTZ-EU02MSA	Heater Kit - 2kW, 1 Stage, 208/240V , Single Phase, With Breaker	240	2	1	8.4	10.5	15
UTZ-EU04MSB2	Heater Kit - 4kW, 2 Stage, 208/240V , Single Phase	240	4	2	8.4/8.4	10.5/10.5	15/15*

*: Breaker not included; to be field supplied

SUBMITTAL - 12KUAS1M

ACCESSORIES:

Model Number	Description
UTY-RVRU	KAGAMI - Touch Panel Wired Controller
UTY-RNRUZ5	Touch Panel Wired Remote Controller
UTY-RHRY	Simple Wired Remote (Without Mode Function) - Hospitality
UTY-RSRY	Simple Wired Remote (With Mode Function)
UTY-LBTUM	IR Receiver Kit w/ Wireless Remote Controller (Mid-Static Ducted)
UTY-TFSXJ4	Wi-Fi adapter (WiFi Interface Module UART Type)
FJ-AC-WIFI-1	Intesis Wi-Fi Device: Wired Module
FJ-IR-WIFI-1NA ^{*1}	Intesis IR Wireless AC Cloud Control Interface (Intesis Home app)
BM101WA ^{*1}	Cielo Breez MAX IR Controller w/ WiFi (Black)
BM102WA ^{*1}	Cielo Breez MAX IR Controller w/ WiFi (White)
UTY-VMSX	Modbus Converter
UTY-VTGX	Network Converter - Convert H-Series Comm. Protocol to V/J-Series Comm.
FJ-AC-485-1	Intesis - BACnet MSTP & Modbus RTU Gateway
UTY-TERX	External Switch Controller
UTY-TTRXZ1 ^{*2}	24V Thermostat Interface
TTRXZ1-KIT ^{*2}	24V Thermostat Interface Kit (UTY-TTRXZ1, UTY-WIFI Plug & 24V Transformer)
UTY-XSZXZ1	Remote Temperature Sensor
UTY-XCSX	External Input and Output PCB
UTY-XWZXZG	External Connect Kit
UTY-XWZXZJ	Wire Kit - External Input and Output
UTZ-GXRA	External Input and Output PCB box
UTY-DSGYZ2 ^{*3}	Airstage Edge Controller
UTZ-DUHGG2A	Hail Guard
UTZ-DUSHG2A	Snowhood
UTZ-DUWBG2A	Wind Baffle
UTY-XWZXZP	External Output Wire
UTZ-EU02MSA	Heater Kit - 2kW, 1 Stage, 208/240V
UTZ-EU04MSB2	Heater Kit - 4kW, 2 Stage, 208/240V
UTD-DFMSB1	Downflow Configuration Kit

NOTES:

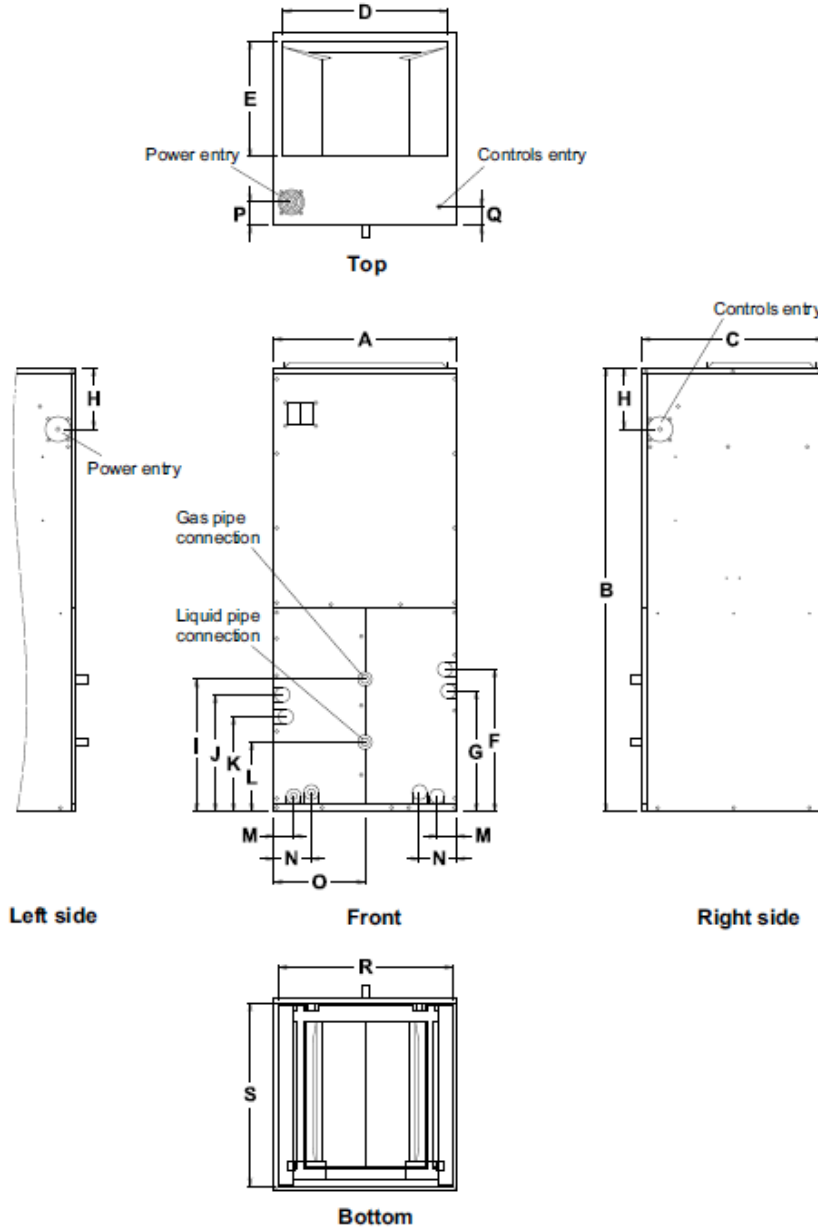
*1 -Requires IR receiver kit UTY-LBTUM to connect this device to IDU.

*2 -This device may not be used with any other type of controls (central controller, wire/wireless RC, WiFi adapter, BMS interface).

*3 -Connection to AIRSTAGE Cloud requires a compatible AIRSTAGE Mobile adapter connected to the IDU.

SUBMITTAL - 12KUAS1M

INDOOR UNIT DIMENSIONS:



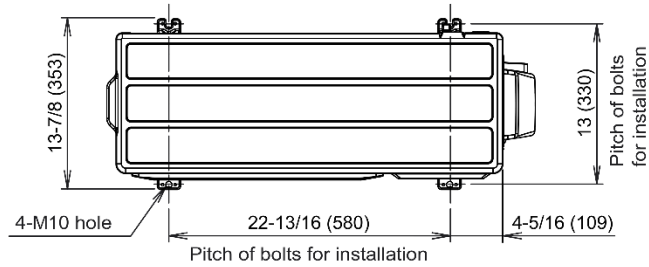
Unit: in(mm)

Dimensions	Value
A	17.50 (444.5)
B	43.00 (1092.2)
C	21.00 (533.4)
D	15.63 (397.0)
E	12.50 (318.5)
F	13.50 (342.9)
G	11.00 (279.4)
H	6.75 (171.5)
I	10.74 (272.8)
J	11.00 (279.4)
K	10.75 (273.1)
L	7.74 (196.6)
M	1.50 (38.1)
N	2.00 (50.8)
Q	7.47 (189.7)
R	5.00 (127.0)
S	2.12 (53.8)
R	16.10 (408.9)
S	20.20 (513.1)

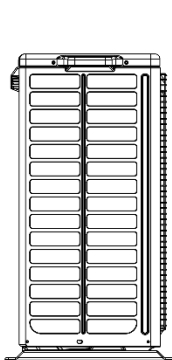
SUBMITTAL - 12KUAS1M

OUTDOOR UNIT DIMENSIONS:

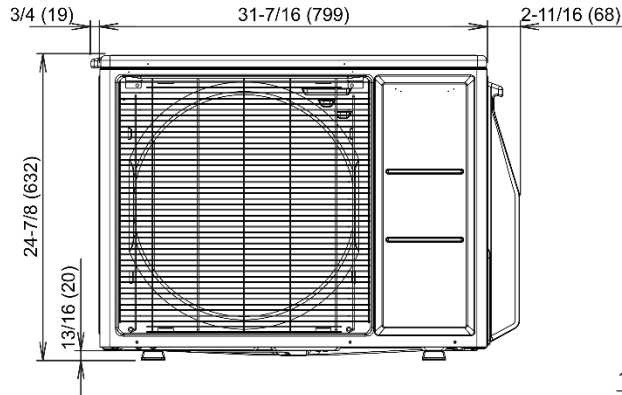
Unit: in (mm)



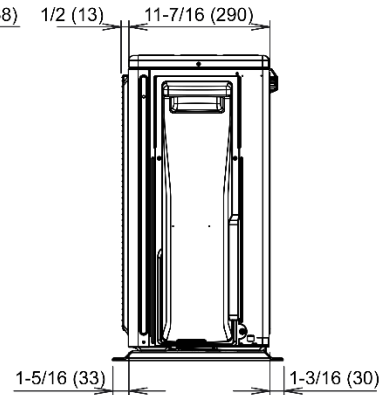
Top view



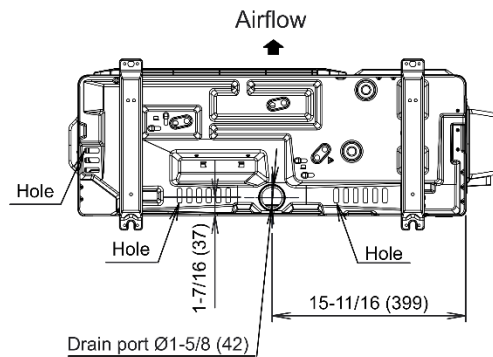
Side view



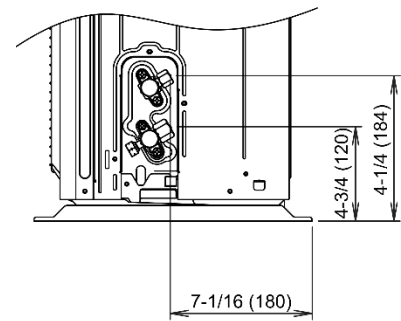
Front view



Side view



Bottom view



Side view (Valve part)

The Fujitsu logo is a worldwide trademark of Fujitsu General Limited. The Airstage logo and name is a worldwide trademark of Fujitsu General Limited and is a registered trademark in Japan, the USA and other countries or areas. Copyright 2025 Fujitsu General America, Inc. Fujitsu's products are subject to continuous improvements. Fujitsu reserves the right to modify product design, specifications and information in this brochure without notice and without incurring any obligations.